










# SWING DOORS / PIVOT DOORS



## ACCESSORIES

## OTHERS

DESCRIPTION	REF.	APPLIES TO LOCKS	UNITS
 <ul style="list-style-type: none"> <li>Nylon front plate ends</li> </ul>	EMB196	184, 192, 196, 197, 194, 1E5, 1E2, 1K5	10
 <ul style="list-style-type: none"> <li>Roller kit for Soft range</li> </ul>	CV1E5	1E5, 2E5, 1E2, 2E2, 294N, 2E2GB, 4E25	1
 <ul style="list-style-type: none"> <li>Roller kit</li> </ul>	30 and 33mm backset		
	KCV196N/30	196N/196NG/194N, 194NG	1
	35 and 38mm backset		
	KCV196N/35	196N/196NG/194N, 194NG	1
 <ul style="list-style-type: none"> <li>Plastic roller Rounducer</li> </ul>	KTVCE15		5
	KTVCE13		5
 <ul style="list-style-type: none"> <li>Latch bolt nylon cover for SOFT range</li> </ul>	TAP1E5	1E5, 2E5, 1E2, 2E2, 2E2GB, 4E25	1
 <ul style="list-style-type: none"> <li>Electrical contacts</li> </ul>	CONNECT01	1K5, 1K2, 2K5, 2K2, 2A	
 <ul style="list-style-type: none"> <li>Narrow latch bolt holder bucket for strike plate</li> </ul>	CACE/RES/E		
 <ul style="list-style-type: none"> <li>Narrow dead bolt holder bucket for strike plate</li> </ul>	CACE/PA/E		
 <ul style="list-style-type: none"> <li>Narrow dead bolt holder bucket for strike plate</li> </ul>	CACE/AB/E		