

CHARACTERISTIC

- Automatic lock system by 3 latch bolts and 2 hook up/down dead bolts
- Automatic shooting of the (independent) hook up/down dead bolts by magnetic technology
- Total locking system through central sliding dead bolt activated by the key
- Box depth 15mm: avoids the machining of the profile at the back of the box
- Handle tied passing at 21,5mm ↓ and up to 45mm ↑ .
- 1850mm long front plate
- 16mm, 22mm, 24mm SS flat front plate and 24,5\*6 "U" shape SS front plate
- Reversible latch bolts through semi-automatic system
- 15mm closed box
- 8mm square ruler
- Strike plate according to the lock
- Cylinder set screw

VERSIONS

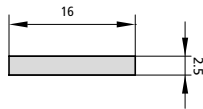
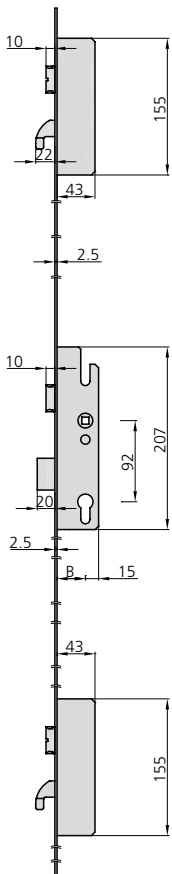
- Possibility of different front heights

OPTIONAL ACCESSORIES

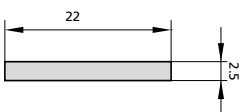
- Complete range of **strike plates**
- Complete range of **cylinders**

DESCRIPTION	REF.	MEASUREMENTS		CAM	FINISH		UNITS
		B	A		FRONT PLATE	CYLINDER	

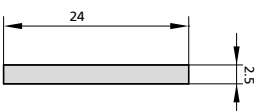
- Cylinder not included
- Motor not included



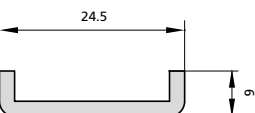
P2A2N30/6	27	42	15	Al	1
P2A2N35/6	32	47	15	Al	1
P2A2N45/6	42	57	15	Al	1
P2A2N60/6	57	72	15	Al	1



2A2N/30/6L	27	42	15	Al	1
2A2N/35/6L	32	47	15	Al	1
2A2N/45/6L	42	57	15	Al	1
2A2N/60/6L	57	72	15	Al	1



2A2N/30/6LAN	27	42	15	Al	1
2A2N/35/6LAN	30	45	15	Al	1
2A2N/45/6LAN	32	47	15	Al	1
2A2N/60/6LAN	57	72	15	Al	1



2A2N/30/6U	23	38	15	Al	1
2A2N/35/6U	28	43	15	Al	1
2A2N/45/6U	38	53	15	Al	1
2A2N/60/6U	53	68	15	Al	1

DESCRIPTION

- Intelligent electromechanical supplement for the motorization of the lock

REF.

KSM2A2

IMPORTANT:

The motor works in DC.  
A 3 wire cable of 6m long is included.