




# SWING DOORS / PIVOT DOORS

## TILTING DEAD BOLT, 85 mm BETWEEN AXES

## 1K5 RANGE DUE



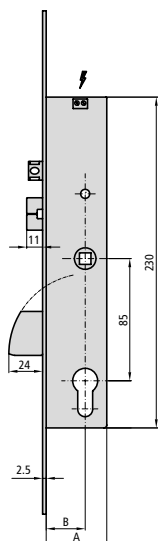
### CHARACTERISTIC

- 12V electric lock with automatic opening with handle or cylinder
- Anticard system
- Compatible with AC and DC
- Minimum effort for door closing
- 15 mm closed box
- 8mm square ruler
- 2 nylon escutcheons ref. ES1984
- Strike plate according to the lock
- Cylinder set screw
- 2 nylon front plate ends ref. EMB196 (for 22 mm flat front plate)

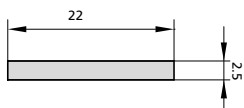
### OPTIONAL ACCESSORIES

- Complete range of **strike plates**
- Complete range of **cylinders**
- Electrical contacts CONECT01

DESCRIPTION	REF.	MEASUREMENTS		CAM	FINISH		UNITS
		B	A		FRONT PLATE	CYLINDER	

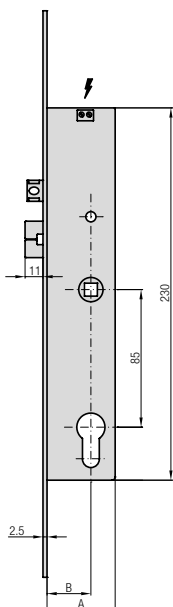


- Latch bolt and dead bolt
- Cylinder not included
- Central strike plate included Ref. KCE1K5/6L

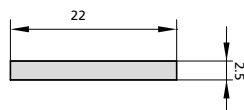


1K5/30/6	27	42	15	Al	1
1K5/33/6	30	43	13,25	Al	1
1K5/35/6	32	47	15	Al	1

\* Other front plates upon request.



- Latch bolt only
- Cylinder not included
- Central strike plate included Ref. KCE1K5/6L



1K5T30/6	27	42	15	Al	1
1K5T33/6	30	43	13,25	Al	1
1K5T35/6	32	47	15	Al	1

\* Other front plates upon request.