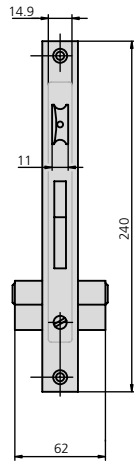


SWING DOORS / PIVOT DOORS

TILTING DEAD BOLT, 92 mm BETWEEN AXES

194F RANGE





CHARACTERISTIC

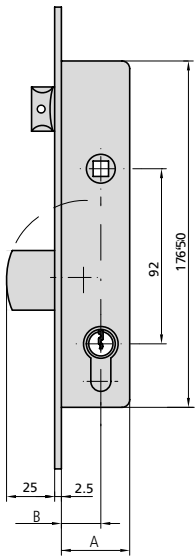
- Lock for aluminium doors
- 22mm SS flat front plate
- 11mm reversible **steel latch bolt**
- Adjustable latch bolt
- 15 mm closed box
- 8mm square ruler
- 2 nylon escutcheons ref. ES1984
- Cylinder set screw

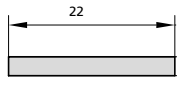
OPTIONAL ACCESSORIES

- Complete range of **strike plates**
- Complete range of **cyinders**
- **Electric strike plate** option
- Passing security escutcheon BTI296

DESCRIPTION	REF.	MEASUREMENTS		CAM	FINISH		UNITS	
		B	A		FRONT PLATE	CYLINDER		

- Latch bolt and dead bolt
- Cylinder:
 - Long cam 101L3030/4



	194F30/6	27	42	15	Al	CN	1	20
	194F35/6	32	47	15	Al	CN	1	20