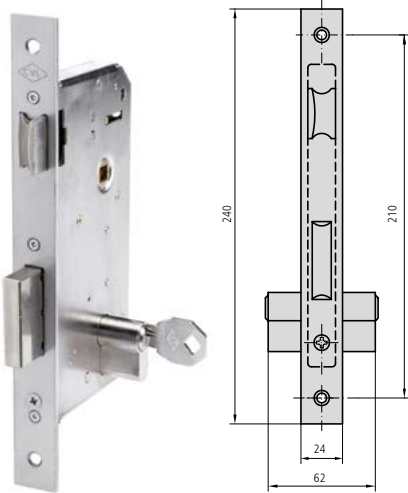


LOCK WITH SLIDING DEAD BOLT

1985N RANGE



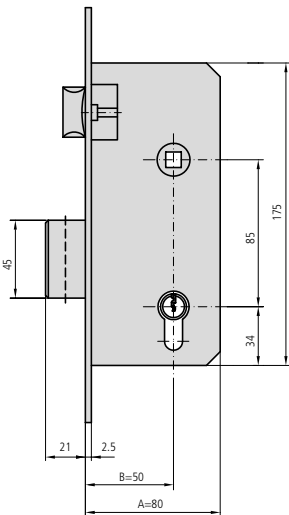
CHARACTERISTIC

- 85 mm between axes
- Brass plated iron or stainless steel front plate
- Reversible latch bolt operated by key and handle
- Two turn dead bolt operated by key
- Strike plate for given locks
- Escutcheon ES1960
- Fastening components
- European profile cylinder

OPTIONAL ACCESSORIES

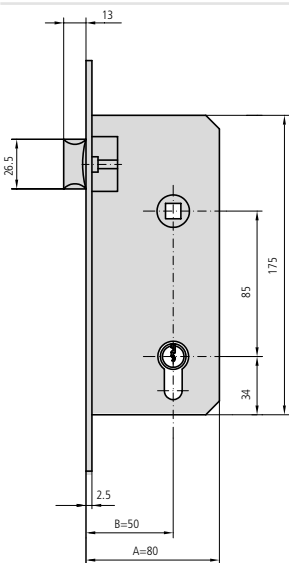
- Complete range of cylinders

| DESCRIPTION | REF. | MEASUREMENTS | | CAM | FINISH | CANTO | UNITS | |
|-------------|------|--------------|---|-----|--------|-------|-------------|----------|
| | | B | A | | | | FRONT PLATE | CYLINDER |



- Lock with latch bolt and dead bolt
- Long cam cylinder 101L3030
- Strike plate CE1985/2 or CE1985/6

| | | | | | | | |
|------------|----|----|----|----|----|---|----|
| 1985N/40/2 | 40 | 68 | 15 | HL | CL | 1 | 12 |
| 1985N/40/6 | 40 | 68 | 15 | AI | CN | 1 | 12 |
| 1985N/50/2 | 50 | 78 | 15 | HL | CL | 1 | 12 |
| 1985N/50/6 | 50 | 78 | 15 | AI | CN | 1 | 12 |
| 1985N/60/2 | 60 | 88 | 15 | HL | CL | 1 | 12 |
| 1985N/60/6 | 60 | 88 | 15 | AI | CN | 1 | 12 |



- Lock with latch bolt only
- Single cylinder 101L3010
- Strike plate CE1970R/2 or CE1970R/6

| | | | | | | | |
|------------|----|----|----|----|----|---|----|
| 1985NT40/2 | 40 | 68 | 15 | HL | CL | 1 | 12 |
| 1985NT40/6 | 40 | 68 | 15 | AI | CN | 1 | 12 |
| 1985NT50/2 | 50 | 78 | 15 | HL | CL | 1 | 12 |
| 1985NT50/6 | 50 | 78 | 15 | AI | CN | 1 | 12 |
| 1985NT60/2 | 60 | 88 | 15 | HL | CL | 1 | 12 |
| 1985NT60/6 | 60 | 88 | 15 | AI | CN | 1 | 12 |