

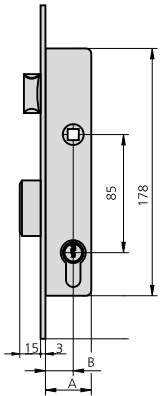
CHARACTERISTIC

- Nickel plated iron or stainless steel front plate
- Bichromate treated sides
- Sliding dead bolt
- Reversible latch bolt
- 8mm square ruler
- European profile cylinder
- 2 nylon escutcheons ref. ES1984
- Cylinder set screw

OPTIONAL ACCESSORIES

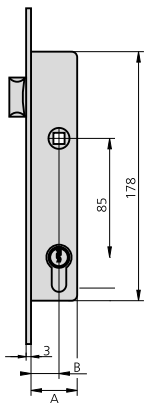
- Strike plates for given locks (see below)
- Complete range of cylinders

DESCRIPTION	REF.	MEASUREMENTS		CAM	FINISH		UNITS	
		B	A		FRONT PLATE	CYLINDER		



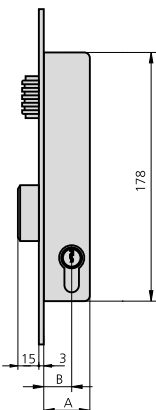
- Latch bolt and dead bolt
- Cylinder 101C3030
- Strike plate options**
- CE1984/0 or CE1984/6
- Electric strike plate options**
- CEC45/6A
- CEC45/6AD

1984/20/0	20	33	13,25	HN	CN	1	20
1984/20/5	20	33	13,25	HN	CL	1	20
1984/20/6	20	33	13,25	AI	CN	1	20
1984/25/0	25	38	13,25	HN	CN	1	20
1984/25/5	25	38	13,25	HN	CL	1	20
1984/25/6	25	38	13,25	AI	CN	1	20
1984/30/0	30	43	13,25	HN	CN	1	20
1984/30/5	30	43	13,25	HN	CL	1	20
1984/30/6	30	43	13,25	AI	CN	1	20



- Latch bolt only
- Cylinder 101L3010/4
- Electric strike plate options**
- CEC45/6A or CEC45/6AD

1984T20/6	20	33	15	AI	CN	1	20
1984T25/6	25	38	15	AI	CN	1	20
1984T30/6	30	43	15	AI	CN	1	20



- Adjustable roller and dead bolt
- Cylinder 101C3030
- Strike plate options**
- CE1984/6

1984V20/6	20	33	13,25	AI	CN	1	20
1984V25/6	25	38	13,25	AI	CN	1	20
1984V30/6	30	43	13,25	AI	CN	1	20