

CYLINDRES OVALES ET ROUNDS

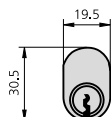
SÉRIE 5968

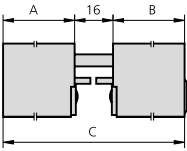
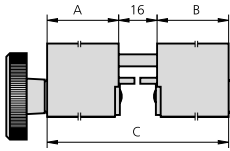
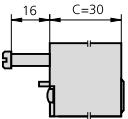
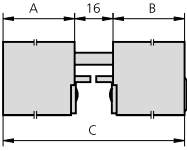
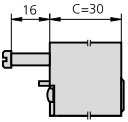


CARACTÉRISTIQUES

- Cylindres ovales
 - Corps en laiton
 - Rotors en laiton
 - Avec pannetons et tiges
-
- 3 clés

ACCESSOIRES EN OPTION



DESCRIPTION	RÉF.	DIMENSIONS			FINITIONS	APPLICABLE À SERRURES	PIÈCES	
		A	B	C				
 <ul style="list-style-type: none"> • Cylindre double • Clé normale 	5968/2525/3	25	25	66	LP	1968		1
	5968/2525/4	25	25	66	LN			1
	5968/3030/3	30	30	76	LP			1
	5968/3030/4	30	30	76	LN			1
	5968/4040/3	40	40	96	LP			1
	5968/4040/4	40	40	96	LN			1
 <ul style="list-style-type: none"> • Cylindre double avec bouton • Clé normale 	5968P3030/3	30	30	76	LP	1968		1
	5968P3030/4	30	30	76	LN			1
 <ul style="list-style-type: none"> • Demi cylindre • Clé normale 	5968T25/3			25	LP	1968		1
	5968T25/4			25	LN			1
	5968T30/3			30	LP			1
	5968T30/4			30	LN			1
	5968T40/3			40	LP			1
	5968T40/4			40	LN			1
 <ul style="list-style-type: none"> • Cylindre double • Clé de sécurité 	6968/3030/3	30	30	76	LP	1968		1
	6968/3030/4	30	30	76	LN			1
 <ul style="list-style-type: none"> • Demi cylindre • Clé de sécurité 	6968T30/3			30	LP	1968		1
	6968T30/4			30	LN			1