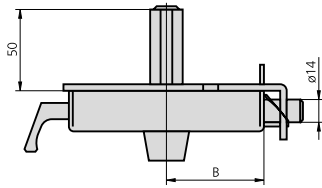


## RIM DOOR LOCK 123 SERIES

## SERIE 123A





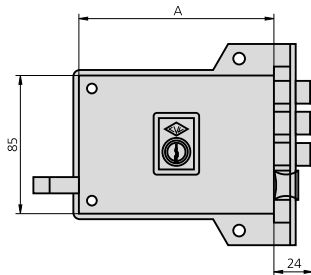
## CHARACTERISTICS

- Reinforced rim door lock
- Latch bolt operated by key from outside and pull handle or key from inside
- Two turn, 3 bolt dead bolt operated by key from both sides of the cylinder
- Anti-crowbar system
- One turn dead bolt operated by key from both sides
- Two finishes: painted iron and nickel plated iron
- Strike plate for given locks
- Escutcheon for different cylinder types
- Fastening components

## OPTIONAL ACCESSORIES

- Security european profile cylinder

| DESCRIPTION                            | REF.      | MEASUREMENTS |     | CYLINDER  | FINISH      |          | UNITS   |   |
|--|-----------|--------------|-----|-----------|-------------|----------|---|---|
|  |           | B            | A   |           | FRONT PLATE | CYLINDER |  |  |
| • Profile cylinder ref. 5056/50/3      | 123A10D/0 | 60           | 100 | 5056/50/3 | HN          | CL       | 1   | 10  |
| • Strike plate ref. CE123AD or CE123AI | 123A10I/0 | 60           | 100 | 5056/50/3 | HN          | CL       | 1   | 10  |
| • Escutcheon ES125                     | 123A10D/1 | 60           | 100 | 5056/50/3 | HE          | CL       | 1   | 10  |
|  | 123A10I/1 | 60           | 100 | 5056/50/3 | HE          | CL       | 1   | 10  |
|  | 123A12D/0 | 60           | 120 | 5056/50/3 | HN          | CL       | 1   | 10  |
|  | 123A12I/0 | 60           | 120 | 5056/50/3 | HN          | CL       | 1   | 10  |
|  | 123A12D/1 | 60           | 120 | 5056/50/3 | HE          | CL       | 1   | 10  |
|  | 123A12I/1 | 60           | 120 | 5056/50/3 | HE          | CL       | 1   | 10  |



- Round cylinder ref. 5156/50/3
- Strike plate ref. CE123AD or CE123AI
- Escutcheon ES1125

|  |            |    |     |           |    |    |   |    |
|--|------------|----|-----|-----------|----|----|---|----|
|  | 1123A10D/0 | 60 | 100 | 5156/50/3 | HN | CL | 1 | 10 |
|  | 1123A10I/0 | 60 | 100 | 5156/50/3 | HN | CL | 1 | 10 |
|  | 1123A10D/1 | 60 | 100 | 5156/50/3 | HE | CL | 1 | 10 |
|  | 1123A10I/1 | 60 | 100 | 5156/50/3 | HE | CL | 1 | 10 |
|  | 1123A12D/0 | 60 | 120 | 5156/50/3 | HN | CL | 1 | 10 |
|  | 1123A12I/0 | 60 | 120 | 5156/50/3 | HN | CL | 1 | 10 |
|  | 1123A12D/1 | 60 | 120 | 5156/50/3 | HE | CL | 1 | 10 |
|  | 1123A12I/1 | 60 | 120 | 5156/50/3 | HE | CL | 1 | 10 |