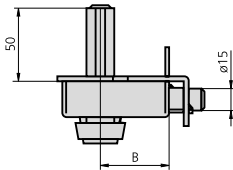



RIM DOOR LOCK 122 SERIES

SERIE 122A



CHARACTERISTICS

- Reinforced rim door lock
- Latch bolt operated by key from outside and by key or knob from inside
- Two turn, 3 bolt dead bolt operated by key from both sides of the cylinder
- Anti-crowbar system
- One turn dead bolt operated by key from both sides
- Two finishes: painted iron and nickel plated iron
- Strike plate for given locks
- Escutcheon for different cylinder types
- Fastening components

OPTIONAL ACCESSORIES

- Security european profile cylinder

DESCRIPTION

REF.

MEASUREMENTS CYLINDER

FINISH

UNITS

B

A

FRONT PLATE CYLINDER



- Profile cylinder ref. 5056/50/3
- Strike plate ref. CE122AD or CE122AI
- Escutcheon ES125

122A70D/0

45

70

5056/50/3

HN

CL

1

10

122A70I/0

45

70

5056/50/3

HN

CL

1

10

122A70D/1

45

70

5056/50/3

HE

CL

1

10

122A70I/1

45

70

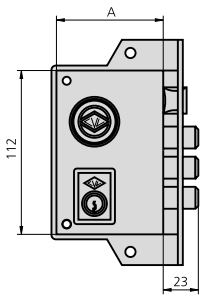
5056/50/3

HE

CL

1

10



- Round cylinder ref. 5156/50/3
- Strike plate ref. CE122AD or CE122AI
- Escutcheon ES1125

1122A70D/0

45

70

5156/50/3

HN

CL

1

10

1122A70I/0

45

70

5156/50/3

HN

CL

1

10

1122A70D/1

45

70

5156/50/3

HE

CL

1

10

1122A70I/1

45

70

5156/50/3

HE

CL

1

10