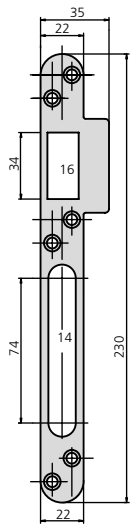
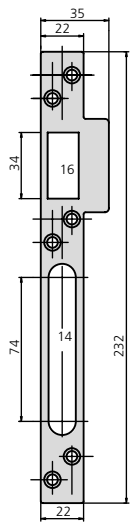


ACCESORIOS CERRADEROS

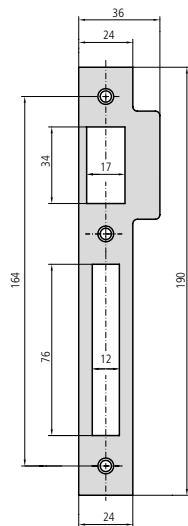
DESCRIPCIÓN	REF.	ACABADO	APLICABLE A CERRADURAS	UDS
-------------	------	---------	------------------------	-----



CE4000/2	HL	4000, 4010	
CE4000/6	Al		




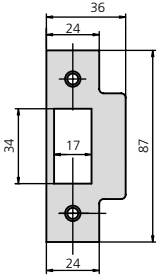
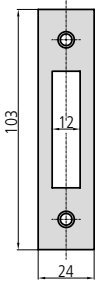
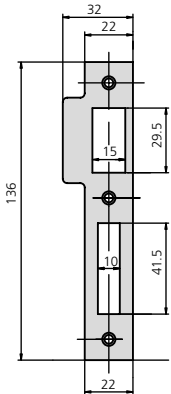
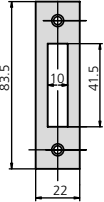
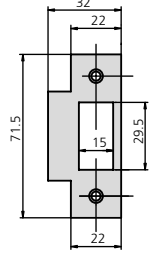
CE4001/2	HL	4001, 4011	
CE4001/6	Al		



CE1985/2	HL	1970, 1970C, 1970V	
CE1985/6	Al	1985, 1985C, 1985/3P	

ACCESORIOS

CERRADEROS

DESCRIPCIÓN	REF.	ACABADO	APLICABLE A CERRADURAS	UDS 
	CE1970R/2 CE1970R/6	HL AI	1970T, 1985T	----- -----
	CE1970A/2 CE1970A/6	HL AI	1970A	----- -----
	CE1960/2 CE1960/6	HL AI	1960, 1961, 1962, 249C, 63R	----- -----
	CE1960A/2 CE1960A/6	HL AI	1960A, 1961A, 1962A	----- -----
	CE249R/2 CE249R/6	HL AI	1960T, 1962T, 249B, 249R	----- -----