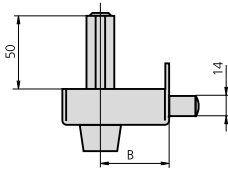


RIM DOOR LOCK 56 SERIES

SERIE 56C





CHARACTERISTICS

- Latch bolt operated by handle on both sides
- One turn dead bolt operated by key from both sides
- One turn dead bolt operated by key from both sides
- Two finishes: painted iron and nickel plated iron
- Strike plate for given locks
- Escutcheon for different cylinder types
- Fastening components

OPTIONAL ACCESSORIES

- Security european profile cylinder

| DESCRIPTION | REF. | MEASUREMENTS | | CYLINDER | FINISH | | UNITS | |
|-----------------------------|-----------|--------------|----|-----------|-------------|----------|---|---|
| | | B | A | | FRONT PLATE | CYLINDER |  |  |
| • Profile cylinder | 56C60D/0 | 35 | 60 | 5056/50/3 | HN | CL | 1 | 24 |
| ref. 5056/50/3 | 56C60I/0 | 35 | 60 | 5056/50/3 | HN | CL | 1 | 24 |
| • Strike plate ref. CE56C/1 | 56C60D/1 | 35 | 60 | 5056/50/3 | HE | CL | 1 | 24 |
| or CE56C/0 | 56C60I/1 | 35 | 60 | 5056/50/3 | HE | CL | 1 | 24 |
| • Escutcheon ES125 | 56C70D/0 | 45 | 70 | 5056/50/3 | HN | CL | 1 | 24 |
| | 56C70I/0 | 45 | 70 | 5056/50/3 | HN | CL | 1 | 24 |
| | 56C70D/1 | 45 | 70 | 5056/50/3 | HE | CL | 1 | 24 |
| | 56C70I/1 | 45 | 70 | 5056/50/3 | HE | CL | 1 | 24 |
| • Round cylinder | 156C60D/0 | 35 | 60 | 5156/50/3 | HN | CL | 1 | 24 |
| ref. 5156/50/3 | 156C60I/0 | 35 | 60 | 5156/50/3 | HN | CL | 1 | 24 |
| • Strike plate ref. CE56C/1 | 156C60D/1 | 35 | 60 | 5156/50/3 | HE | CL | 1 | 24 |
| or CE56C/0 | 156C60I/1 | 35 | 60 | 5156/50/3 | HE | CL | 1 | 24 |
| • Escutcheon ES1125 | 156C70D/0 | 45 | 70 | 5156/50/3 | HN | CL | 1 | 24 |
| | 156C70I/0 | 45 | 70 | 5156/50/3 | HN | CL | 1 | 24 |
| | 156C70D/1 | 45 | 70 | 5156/50/3 | HE | CL | 1 | 24 |
| | 156C70I/1 | 45 | 70 | 5156/50/3 | HE | CL | 1 | 24 |

